

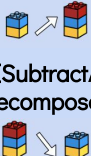



















Kindergarten Home Math Activities

WEEK 1 (40 minutes daily)

<p style="text-align: center;">Monday (Count)</p> 	<p style="text-align: center;">Tuesday (Compare)</p> 	<p style="text-align: center;">Wednesday (Add/Compose)</p>  <p style="text-align: center;">(Subtract/ Decompose)</p>	<p style="text-align: center;">Thursday (Fact Fluency/Data)</p> <table border="1" style="width: 100%; text-align: center; font-size: small;"> <tr> <td>1+0=1</td> <td>2+0=2</td> <td>3+0=3</td> <td>4+0=4</td> </tr> <tr> <td>1+1=2</td> <td>2+1=3</td> <td>3+1=4</td> <td>4+1=5</td> </tr> <tr> <td>1+2=3</td> <td>2+2=4</td> <td>3+2=5</td> <td>4+2=6</td> </tr> <tr> <td>1+3=4</td> <td>2+3=5</td> <td>3+3=6</td> <td>4+3=7</td> </tr> <tr> <td>1+4=5</td> <td>2+4=6</td> <td>3+4=7</td> <td>4+4=8</td> </tr> <tr> <td>1+5=6</td> <td>2+5=7</td> <td>3+5=8</td> <td>4+5=9</td> </tr> <tr> <td>1+6=7</td> <td>2+6=8</td> <td>3+6=9</td> <td>4+6=10</td> </tr> <tr> <td>1+7=8</td> <td>2+7=9</td> <td>3+7=10</td> <td>4+7=11</td> </tr> <tr> <td>1+8=9</td> <td>2+8=10</td> <td>3+8=11</td> <td>4+8=12</td> </tr> <tr> <td>1+9=10</td> <td>2+9=11</td> <td>3+9=12</td> <td>4+9=13</td> </tr> <tr> <td>1+10=11</td> <td>2+10=12</td> <td>3+10=13</td> <td>4+10=14</td> </tr> </table>	1+0=1	2+0=2	3+0=3	4+0=4	1+1=2	2+1=3	3+1=4	4+1=5	1+2=3	2+2=4	3+2=5	4+2=6	1+3=4	2+3=5	3+3=6	4+3=7	1+4=5	2+4=6	3+4=7	4+4=8	1+5=6	2+5=7	3+5=8	4+5=9	1+6=7	2+6=8	3+6=9	4+6=10	1+7=8	2+7=9	3+7=10	4+7=11	1+8=9	2+8=10	3+8=11	4+8=12	1+9=10	2+9=11	3+9=12	4+9=13	1+10=11	2+10=12	3+10=13	4+10=14	<p style="text-align: center;">Friday (Story Problems)</p> 
1+0=1	2+0=2	3+0=3	4+0=4																																													
1+1=2	2+1=3	3+1=4	4+1=5																																													
1+2=3	2+2=4	3+2=5	4+2=6																																													
1+3=4	2+3=5	3+3=6	4+3=7																																													
1+4=5	2+4=6	3+4=7	4+4=8																																													
1+5=6	2+5=7	3+5=8	4+5=9																																													
1+6=7	2+6=8	3+6=9	4+6=10																																													
1+7=8	2+7=9	3+7=10	4+7=11																																													
1+8=9	2+8=10	3+8=11	4+8=12																																													
1+9=10	2+9=11	3+9=12	4+9=13																																													
1+10=11	2+10=12	3+10=13	4+10=14																																													
<p style="text-align: center;">Counting Topics: Toys</p> <hr/> <p>Activity 1: Count the number of ___ in or near your home. How many ___ did you count?</p> <hr/> <p>Activity 2: Weekly Journal Entry Directions: Copy the sentence frames in your journal and fill in the blanks. Then, draw a picture to go with your sentence.</p> <hr/> <p>Complete the sentences: I counted _____. There are _____ in my home.</p> <hr/> <p>Activity 3: Workbook Direction: Complete workbook pages at your own pace. (It is OK if you do not finish all of the pages.)</p>  <p>Workbook Vol. 1 pages: Pages: 5-41</p> <p>Additional Practice Workbook Pages: 1-19</p>	<p style="text-align: center;">Comparing Topics: Toys and Shoes</p> <hr/> <p>Activity 1: Compare ___ to _____. (Objects should either be in your home or visible from your home.)</p> <hr/> <p>Activity 2: Weekly Journal Daily Entry Directions: Copy the sentence frames in your journal and fill in the blanks. Then, draw a picture to go with your sentence.</p> <hr/> <p>Complete the sentences: I counted _____ and _____. There are more _____ than _____ in my home.</p> <hr/> <p>There are less _____ than _____ in my home.</p> <hr/> <p>Activity 3: Complete workbook pages at your own pace. (It is OK if you do not finish all of the pages.)</p>  <p>Workbook Vol. 1 pages: Pages: 61-77</p> <p>Additional Practice Workbook Pages: 21-29</p>	<p style="text-align: center;">Adding & Subtracting Activities: Toys</p> <hr/> <p>Activity 1: Find two different groups of items in your home each week. Each group should have less than 5 items. Put the groups of items together and count how many you have. Separate the groups. Remove one item from each group then put the groups together again. Count to find how many you have now.</p> <hr/> <p>Activity 2: Weekly Journal Entry Directions: Copy the sentence frames in your journal and fill in the blanks. Then, draw a picture to go with your sentence.</p> <hr/> <p>Complete the sentences: I counted _____ altogether. There are _____ in one group and _____ in the other group.</p> <hr/> <p>Activity 3: Complete workbook pages at your own pace. (It is OK if you do not finish all of the pages.)</p>  <p>Workbook Vol. 1 pages: Pages: 201-229</p> <p>Additional Practice Workbook Pages: 65-95</p>	<p style="text-align: center;">Fact Fluency Topics: 1's</p> <hr/> <p>Activity 1: Weekly Fact Fluency Practice (in Journal) Directions: Copy math facts in journal. Draw a picture to represent each math fact.</p> <hr/> <p>Activity 2: Create flashcards. Use your flashcards to practice reviewing your math facts with a friend or parent.</p> <hr/> <p>Activity 3: Complete workbook pages at your own pace. (It is OK if you do not finish all of the pages.)</p>  <p>Workbook Vol 1 pages: Pages: 333-336</p> <p>Additional Practice Workbook Pages: 57-60</p>	<p style="text-align: center;">Story Problems Topics: Toys or Objects</p> <hr/> <p>Activity 1: Come up with two story problems about items from each topic in your journal and ask a friend or parent to solve them. Draw a picture to represent each word problem.</p> <p><i>Example: Problem: I have 3 toy cars in my room. My little brother took 2 cars. How many cars do I have left?</i></p> <p><i>Solution: I have 1 car left.</i></p> <p>Picture:</p>  <hr/> <p>Activity 2: Complete workbook pages at your own pace. (It is OK if you do not finish all of the pages.)</p>  <p>Workbook Vol 1 pages: Pages: 173-185</p> <p>Additional Practice Workbook Pages: 65-95</p>																																												

Kindergarten Home Math Activities

WEEK 2 (40 minutes daily)

Monday (Count) 	Tuesday (Compare) 	Wednesday (Add/Compose)  (Subtract/ Decompose) 	Thursday (Fact Fluency/Data) <table border="1" style="font-size: 8px; border-collapse: collapse; width: 100%;"> <tr><td>1+0=1</td><td>2+0=2</td><td>3+0=3</td><td>4+0=4</td></tr> <tr><td>1+1=2</td><td>2+1=3</td><td>3+1=4</td><td>4+1=5</td></tr> <tr><td>1+2=3</td><td>2+2=4</td><td>3+2=5</td><td>4+2=6</td></tr> <tr><td>1+3=4</td><td>2+3=5</td><td>3+3=6</td><td>4+3=7</td></tr> <tr><td>1+4=5</td><td>2+4=6</td><td>3+4=7</td><td>4+4=8</td></tr> <tr><td>1+5=6</td><td>2+5=7</td><td>3+5=8</td><td>4+5=9</td></tr> <tr><td>1+6=7</td><td>2+6=8</td><td>3+6=9</td><td>4+6=10</td></tr> <tr><td>1+7=8</td><td>2+7=9</td><td>3+7=10</td><td>4+7=11</td></tr> <tr><td>1+8=9</td><td>2+8=10</td><td>3+8=11</td><td>4+8=12</td></tr> <tr><td>1+9=10</td><td>2+9=11</td><td>3+9=12</td><td>4+9=13</td></tr> <tr><td>1+10=11</td><td>2+10=12</td><td>3+10=13</td><td>4+10=14</td></tr> </table>	1+0=1	2+0=2	3+0=3	4+0=4	1+1=2	2+1=3	3+1=4	4+1=5	1+2=3	2+2=4	3+2=5	4+2=6	1+3=4	2+3=5	3+3=6	4+3=7	1+4=5	2+4=6	3+4=7	4+4=8	1+5=6	2+5=7	3+5=8	4+5=9	1+6=7	2+6=8	3+6=9	4+6=10	1+7=8	2+7=9	3+7=10	4+7=11	1+8=9	2+8=10	3+8=11	4+8=12	1+9=10	2+9=11	3+9=12	4+9=13	1+10=11	2+10=12	3+10=13	4+10=14	Friday (Story Problems) 
1+0=1	2+0=2	3+0=3	4+0=4																																													
1+1=2	2+1=3	3+1=4	4+1=5																																													
1+2=3	2+2=4	3+2=5	4+2=6																																													
1+3=4	2+3=5	3+3=6	4+3=7																																													
1+4=5	2+4=6	3+4=7	4+4=8																																													
1+5=6	2+5=7	3+5=8	4+5=9																																													
1+6=7	2+6=8	3+6=9	4+6=10																																													
1+7=8	2+7=9	3+7=10	4+7=11																																													
1+8=9	2+8=10	3+8=11	4+8=12																																													
1+9=10	2+9=11	3+9=12	4+9=13																																													
1+10=11	2+10=12	3+10=13	4+10=14																																													
<p style="text-align: center;">Counting Topics: Shapes</p> <hr/> <p>Activity 1: Count the number of ___ in or near your home. How many ___ did you count?</p> <hr/> <p>Activity 2: Weekly Journal Entry Directions: Copy the sentence frames in your journal and fill in the blanks. Then, draw a picture to go with your sentence.</p> <hr/> <p>Complete the sentences: I counted _____. There are _____ in my home.</p> <hr/> <p>Activity 3: Workbook Direction: Complete workbook pages at your own pace. (It is OK if you do not finish all of the pages.)</p>  <p>Workbook Vol. 1 pages: Pages: 93-121</p> <p>Additional Practice Workbook Pages: 31-45</p>	<p style="text-align: center;">Comparing Topics: Shapes</p> <hr/> <p>Activity 1: Compare ___ to _____. (Objects should either be in your home or visible from your home.)</p> <hr/> <p>Activity 2: Weekly Journal Daily Entry Directions: Copy the sentence frames in your journal and fill in the blanks. Then, draw a picture to go with your sentence.</p> <hr/> <p>Complete the sentences: I counted _____ and _____. There are more _____ than _____ in my home. There are less _____ than _____ in my home.</p> <hr/> <p>Activity 3: Complete workbook pages at your own pace. (It is OK if you do not finish all of the pages.)</p>  <p>Workbook Vol. 1 pages: Pages: 141-157</p> <p>Additional Practice Workbook Pages: 47-55</p>	<p style="text-align: center;">Adding & Subtracting Activities: Shapes</p> <hr/> <p>Activity 1: Find two different groups of items in your home each week. Each group should have less than 5 items. Put the groups of items together and count how many you have. Separate the groups. Remove one item from each group then put the groups together again. Count to find how many you have now.</p> <hr/> <p>Activity 2: Weekly Journal Entry Directions: Copy the sentence frames in your journal and fill in the blanks. Then, draw a picture to go with your sentence.</p> <hr/> <p>Complete the sentences: I counted _____ altogether. There are _____ in one group and _____ in the other group.</p> <hr/> <p>Activity 3: Complete workbook pages at your own pace. (It is OK if you do not finish all of the pages.)</p>  <p>Workbook Vol. 1 pages: Pages: 249-273</p> <p>Additional Practice Workbook Pages: 96-113</p>	<p style="text-align: center;">Fact Fluency Topics: 2's</p> <hr/> <p>Activity 1: Copy math facts in journal. Draw a picture to represent each math fact.</p> <hr/> <p>Activity 2: Create flashcards. Use your flashcards to practice reviewing your math facts with a friend or parent.</p> <hr/> <p>Activity 3: Complete workbook pages at your own pace. (It is OK if you do not finish all of the pages.)</p>  <p>Workbook Vol 1 pages: Pages: 337-342 Additional Practice Workbook Pages: 60-63</p>	<p style="text-align: center;">Story Problems Topics: Shapes</p> <hr/> <p>Activity 1: Come up with two story problems about items from each topic in your journal and ask a friend or parent to solve them. Draw a picture to represent each word problem.</p> <p><i>Example: Problem: I see four squares on my table. If I add a square, how many squares will there be in total?</i></p> <p><i>Solution: I will have 5 squares in total.</i></p> <p><i>Picture:</i></p> <hr/> <p>Activity 2: Complete workbook pages at your own pace. (It is OK if you do not finish all of the pages.)</p>  <p>Workbook Vol 1 pages: Pages: 293-329, 343-344</p> <p>Additional Practice Workbook Pages: 96-113</p>																																												